


**BRD - Groupe Société Générale S.A.**


**PRELIMINARY CONSOLIDATED AND SEPARATE  
FINANCIAL STATEMENTS**


**DECEMBER 31, 2017**

**BRD – Groupe Société Générale S.A.**  
**CONSOLIDATED AND SEPARATE STATEMENT OF FINANCIAL POSITION**  
**as of and for the period ended December 31, 2017**  
*(Amounts in thousands RON)*

	Group		Bank	
	December 31, 2017	December 31, 2016	December 31, 2017	December 31, 2016
<b>ASSETS</b>				
Cash in hand	1,924,214	1,800,529	1,924,188	1,800,506
Due from Central Bank	5,757,953	5,339,460	5,757,953	5,339,460
Due from banks	2,549,512	1,998,271	2,530,468	1,971,333
Derivatives and other financial instruments held for trading	637,686	1,203,282	637,689	1,203,299
Loans and advances to customers	29,608,422	27,838,705	29,011,925	27,384,110
Finance lease receivables	727,768	663,517	-	-
Financial assets available for sale	12,135,373	11,609,855	12,113,692	11,585,000
Investments in associates and subsidiaries	151,860	134,071	158,594	158,997
Property, plant and equipment	832,918	833,580	825,645	825,393
Investment property	12,544	13,946	12,544	13,946
Goodwill	50,130	50,130	50,130	50,130
Intangible assets	106,408	90,250	103,263	86,070
Deferred tax asset	112,536	65,060	109,484	61,321
Other assets	320,067	240,836	255,348	178,018
<b>Total assets</b>	<b>54,927,391</b>	<b>51,881,492</b>	<b>53,490,923</b>	<b>50,657,583</b>
<b>LIABILITIES AND SHAREHOLDERS' EQUITY</b>				
Due to banks	885,970	531,601	885,970	531,601
Due to customers	44,219,686	42,192,749	44,387,308	42,290,738
Borrowed funds	1,252,455	1,101,558	48,530	138,451
Derivatives and other financial instruments held for trading	138,044	211,032	138,044	211,066
Current tax liability	103,581	142,082	102,388	140,124
Deferred tax liability	955	710	-	-
Other liabilities	957,949	1,027,927	900,296	978,420
<b>Total liabilities</b>	<b>47,558,640</b>	<b>45,207,659</b>	<b>46,462,536</b>	<b>44,290,400</b>
Share capital	2,515,622	2,515,622	2,515,622	2,515,622
Other reserves	66,302	272,047	61,606	272,047
Retained earnings and capital reserves	4,733,415	3,835,793	4,451,159	3,579,514
Non-controlling interest	53,412	50,371	-	-
<b>Total equity</b>	<b>7,368,751</b>	<b>6,673,833</b>	<b>7,028,387</b>	<b>6,367,183</b>
<b>Total liabilities and equity</b>	<b>54,927,391</b>	<b>51,881,492</b>	<b>53,490,923</b>	<b>50,657,583</b>

  
Giovanni Luca Soma  
Chairman of the Board of Directors


  
Petre Bunescu  
Deputy Chief Executive Officer

  
François Bloch  
Chief Executive Officer

  
Stéphane Fortin  
Chief Financial Officer

**BRD – Groupe Société Générale S.A.**  
**CONSOLIDATED AND SEPARATE INCOME STATEMENT**  
as of and for the period ended December 31, 2017  
*(Amounts in thousands RON)*

	Group		Bank	
	2017	2016	2017	2016
Interest and similar income	1,860,134	1,807,507	1,734,967	1,689,231
Interest and similar expense	(140,762)	(221,037)	(130,611)	(207,735)
<b>Net interest income</b>	<b>1,719,372</b>	<b>1,586,470</b>	<b>1,604,356</b>	<b>1,481,496</b>
<b>Fees and commissions, net</b>	<b>763,043</b>	<b>772,666</b>	<b>726,290</b>	<b>737,021</b>
Foreign exchange gain	359,383	179,116	358,540	178,700
Gain / (Loss) on derivative and other financial instruments held for trading	(102,296)	73,231	(102,476)	72,774
Gain on financial assets available for sale	9,328	131,419	9,328	131,318
Income from associates	32,150	27,752	19,059	16,939
Other income	4,895	6,995	26,402	15,924
<b>Operating income</b>	<b>2,785,875</b>	<b>2,777,649</b>	<b>2,641,499</b>	<b>2,634,172</b>
Personnel expenses	(739,153)	(687,785)	(690,936)	(643,091)
Depreciation, amortisation and impairment on tangible and intangible assets	(137,020)	(128,529)	(134,053)	(124,561)
Contribution to Guarantee Scheme and Resolution Fund	(70,750)	(65,139)	(70,750)	(65,139)
Other operating expenses	(526,295)	(506,119)	(491,829)	(476,886)
<b>Total operating expenses</b>	<b>(1,473,218)</b>	<b>(1,387,572)</b>	<b>(1,387,568)</b>	<b>(1,309,677)</b>
<b>Net operating profit</b>	<b>1,312,657</b>	<b>1,390,077</b>	<b>1,253,931</b>	<b>1,324,495</b>
Cost of risk	359,517	(483,508)	375,687	(461,176)
<b>Profit before income tax</b>	<b>1,672,174</b>	<b>906,569</b>	<b>1,629,618</b>	<b>863,319</b>
Current income tax expense	(264,746)	(165,773)	(257,314)	(157,783)
Deferred tax income	7,148	22,703	8,080	22,745
<b>Total income tax</b>	<b>(257,598)</b>	<b>(143,070)</b>	<b>(249,234)</b>	<b>(135,038)</b>
<b>Profit for the period</b>	<b>1,414,576</b>	<b>763,499</b>	<b>1,380,384</b>	<b>728,281</b>
Profit attributable to equity holders of the parent	1,406,361	757,530		
Profit attributable to non-controlling interests	8,215	5,969		

  
Giovanni Luca Sojnia  
Chairman of the Board of Directors

  
Petre Bunescu  
Deputy Chief Executive Officer

  
François Bloch  
Chief Executive Officer

  
Stéphane Fortin  
Chief Financial Officer