

TRANSLATION DECLARATION

Acting as directors of BRD - Groupe Société Générale SA, in accordance with *Article 30 of the Accounting Law no. 82/1991 republished and with art 223, letter A, paragraph 1 (c) of the ASF Regulation no. 5/2018 on issuers of financial instruments and market operations*, we assume responsibility for preparing the separate and consolidated financial statements for the year ended December 31, 2018 and confirm, to the best of our knowledge, the following:

- a) The accounting policies used in preparing the separate and consolidated financial statements for the year ended December 31, 2018 are in accordance with accounting regulations applicable to credit institutions, as per Order no. 27/2010 for approving the Accounting Regulations in accordance with International Financial Reporting Standards, applicable to credit institutions, issued by the National Bank of Romania, with subsequent amendments;
- b) The financial statements present a true and fair view of the financial position, financial performance and other information related to the activity of BRD and its subsidiaries included in the financial statements consolidation process;
- c) BRD - Groupe Société Générale SA operates on a going concern basis;
- d) The Board of Director's Report on the financial statements mentioned above includes a fair review of the development and performance of the Bank and Group, as well as a description of the main specific risks and uncertainties.



Giovanni Luca SOMA
Chairman of the Board of Directors



Francois BLOCH
Member of the Board of Directors
and Chief Executive Officer

BRD – Groupe Société Générale S.A.

CONSOLIDATED AND SEPARATE FINANCIAL STATEMENTS

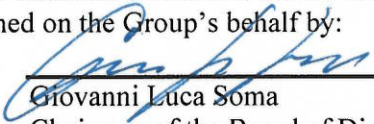
Prepared in Accordance with
International Financial Reporting Standards as adopted by the European Union


DECEMBER 31, 2018


BRD – Groupe Société Générale S.A.
CONSOLIDATED AND SEPARATE STATEMENT OF FINANCIAL POSITION
for the period ended December 31, 2018
(Amounts in thousands RON)

	Note	Group		Bank	
		December 31, 2018	December 31, 2017	December 31, 2018	December 31, 2017
ASSETS					
Cash in hand	6,7	2,236,045	1,924,214	2,236,018	1,924,188
Due from Central Bank	8	3,785,491	5,757,953	3,785,491	5,757,953
Due from banks	9	3,316,344	2,549,512	3,297,915	2,530,468
Derivatives and other financial instruments held for trading	10	2,252,463	637,686	2,252,519	637,689
Loans and advances to customers	11	29,603,276	29,608,422	28,893,343	29,011,925
Finance lease receivables	12	761,012	727,768	-	-
Financial assets available for sale	4	-	12,135,373	-	12,113,692
Financial assets at fair value through profit and loss	4,13	82,476	-	62,598	-
Financial assets at fair value through other comprehensive income	4,14	12,059,561	-	12,059,561	-
Investments in associates and subsidiaries	15	84,919	151,860	129,577	158,594
Property, plant and equipment	16	801,782	832,918	794,585	825,645
Investment property	16	19,071	12,544	19,071	12,544
Goodwill	17	50,130	50,130	50,130	50,130
Intangible assets	18	142,818	106,408	140,592	103,263
Current tax assets	23	10,312	-	10,312	-
Deferred tax asset	23	113,480	112,536	107,392	109,484
Other assets	19	327,898	320,067	221,233	255,348
Non-current assets held for sale	15	72,290	-	29,017	-
Total assets		55,719,369	54,927,391	54,089,354	53,490,923
LIABILITIES AND SHAREHOLDERS' EQUITY					
Due to banks	20	297,817	885,970	297,817	885,970
Due to customers	21	45,216,995	44,219,686	45,315,556	44,387,308
Borrowed funds	22	1,306,638	1,252,455	16,582	48,530
Derivatives and other financial instruments held for trading	10	341,061	138,044	341,061	138,044
Current tax liability	23	2,305	103,581	-	102,388
Deferred tax liability	23	-	955	-	-
Other liabilities	24	897,126	957,949	790,929	900,296
Total liabilities		48,061,942	47,558,640	46,761,945	46,462,536
Share capital	25	2,515,622	2,515,622	2,515,622	2,515,622
Other reserves		3,052	66,302	(3,122)	61,606
Retained earnings and capital reserves		5,092,159	4,733,415	4,814,909	4,451,159
Non-controlling interest		46,594	53,412	-	-
Total equity		7,657,427	7,368,751	7,327,409	7,028,387
Total liabilities and equity		55,719,369	54,927,391	54,089,354	53,490,923

The financial statements have been authorized by the Group's management on March 13, 2018 and are signed on the Group's behalf by:


Giovanni Luca Soma
Chairman of the Board of Directors


François Bloch
Chief Executive Officer


Stéphane Fortin
Chief Financial Officer

The accompanying notes are an integral part of this financial statements